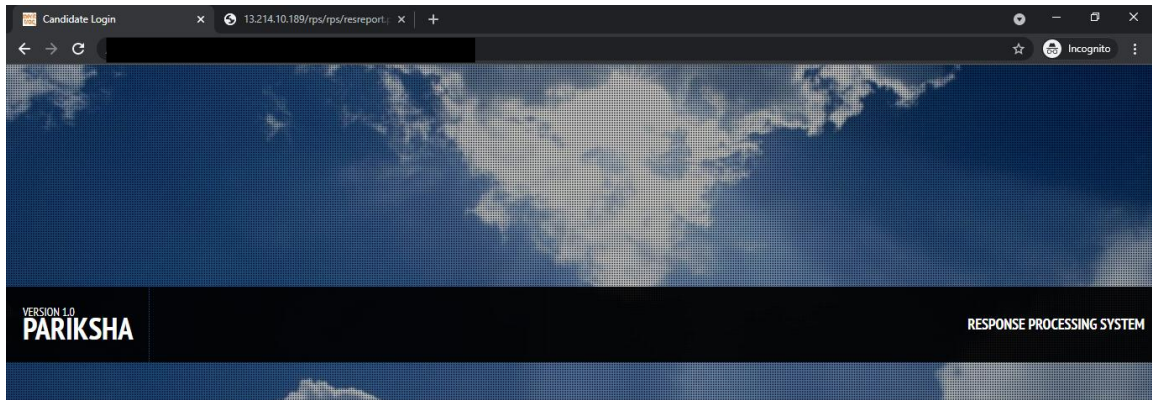
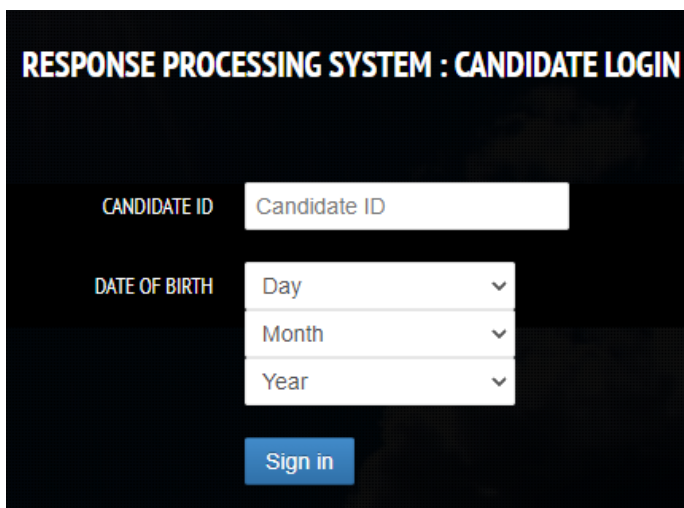


PROCESS TO VIEW THE RESPONSE REPORT

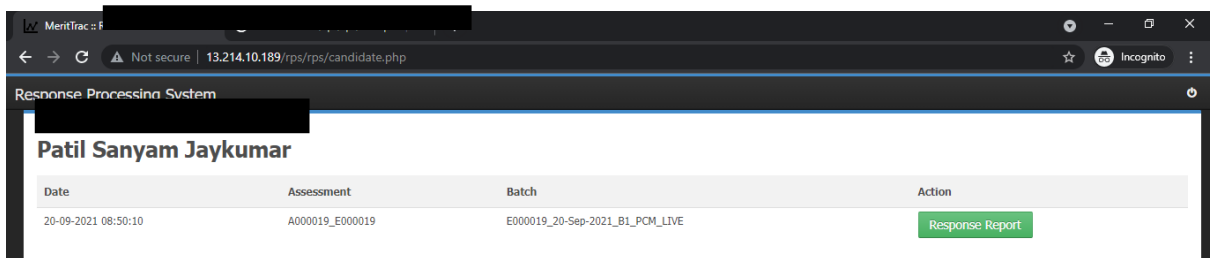
1. Link to View the Answer Key and Response Report is now available.
2. Please visit <http://cetcell.mahacet.org/> and click on the relevant link for the same.
3. Click on MHTCET 2021 - Click here for Answer keys. You will be redirected to the below page:



4. Click on “RESPONSE PROCESSING SYSTEM” on the right. On clicking the button as mentioned, the page as shown below shall be displayed.

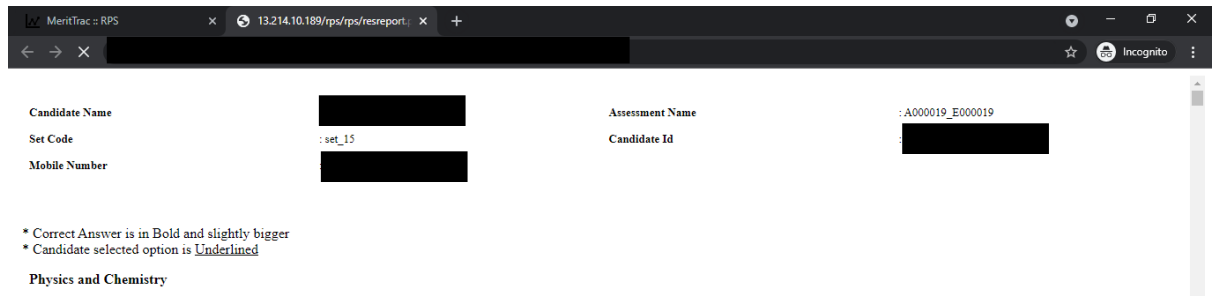


5. Enter the Roll No. and Date of Birth (as displayed in the Admit Card).
6. After entering the above credentials, the below page will open. Click on “Response Report” in the Green Icon on the right.



Date	Assessment	Batch	Action
20-09-2021 08:50:10	A000019_E000019	E000019_20-Sep-2021_B1_PCM_LIVE	Response Report

7. After Clicking on the Response Report, your answer script will open in a new window as follows:



8. Verify your name, roll number and mobile number mentioned on the top of your response report.
9. The Correct Answer (example Option C) will be displayed in BOLD and Slightly bigger in size, as compared to the remaining 3 options:
- A)
B)
C)
D)
10. The Candidate's Answer (example Option B) will be underlined, as compared to the remaining 3 options:
- A)
B)
C)
D)
11. If the Correct Answer & Candidate's Answer (example Option A) are same, it will be displayed as compared to the remaining 3 options as follows:
- A)**
B)
C)
D)

For any queries, reach out to our Helpdesk Email: maharashtra.cetcell@gmail.com.
We wish you all the very best.

Regards,
CET CELL, Mumbai